

# Resist

Words and Music by Janis Ian

PIANO/VOCAL/GUITAR



As recorded by Janis Ian on the album *The Light at the End of the Line* (Rude Girl Records)

# Resist

(Use keyboard and guitar in places as percussion instruments.  
Use hands and feet as perc. for emphasis. Do not be afraid.)


Words and Music by  
JANIS IAN

D(no3)



\* 

D(no3)





She is. She is. She is. She is. She is. She is.

5

## VERSE 1

D(no3)





She is. She is. She is. too short, too fat, too skin-ny,

9

\* Drop D tuning

too tall, too plain, too pret-ty,

12

too hot, too wet, too stick-y, too pick-y.

15

Oh, what an ug - ly girl. Oh, what an ug - ly

18

VERSE 2

D(no3)



D(no3)



girl. Put her in high heels so she can't run.

21

D(no3)



Carve out between her legs so she can't come. Get her a dress for




*dissonance at will*

25

eas-y ac-cess. Tell ev-'ry-bod-y that she's just like all the rest. How

28

REFRAIN

G  5fr.      A  7fr.      D(no3) 

— long?\_      How long?\_      How long?      How long?\_



31

G  5fr.      A  7fr.

How \_\_\_ long?\_      How long?\_      How long?      How long?



34

VERSE 3

D(no3)       D(no3) 

—      Tell me I'm ug - ly so I'll



37

buy your crap. Tell me you want me 'cause I don't talk back.

40

G  

 5fr.

A  

 7fr.

Tell me I car-ry the o - rig - i - nal sin. Tell me I'm ho-ly when I

43

**VERSE 4**

D(no3)  

 x

cov-er up my skin. Tell me that my bod-y bears a per-ma-nent stain. Tell

46



— me we can mar-ry if I give up my name. Call me your ba-by so I

49



nev-er grow up. Tell me you love me when you on-ly want to fu-fu-fu-Fun-

52

**VERSE 5**



- ny how I whis-per and you think it's a roar... You ask me to the ta-ble then you

55



58

seat me on the floor. You want me to be sex-y. You want me to be pure. I

5fr.

Dissonant chords

REFRAIN 2

G (5fr.)

61

can-not be your vir-gin and I will not be your whore. Re-sist, re-sist,

64

re-sist, re-sist. Re-sist,

Resist - 7



Dissonant chords

REFRAIN 2



61



64



G



A



D(no3)



re - sist, re - sist, re - sist.

67

It's a

Make rhythmic noises, dissonance OK, percussive good.

70

**VERSE 6**

No chord

fun-ny kind of thing, when you sing a lit-tle song and you get a cou-ple peo-ple to sing a-long. It's the

Clap, bang, make percussion using body or object in order to hold beat. No tonality. Continue until vocal tonality begins again.

73

pow-er of com-mu-ni-ty. Au-then-tic-i-ty chang-es your re-al-i-ty. I know it's

Continue rhythmic noises

75

Detailed description: This system contains measures 75 and 76. The vocal line (top staff) features a rhythmic pattern of eighth notes with 'x' marks above them, indicating percussive sounds. The lyrics are: "pow-er of com-mu-ni-ty. Au-then-tic-i-ty chang-es your re-al-i-ty. I know it's". The piano accompaniment (bottom staves) has a treble clef staff with a whole rest and a bass clef staff with a simple bass line. The instruction "Continue rhythmic noises" is written in the piano part.

hard to be-lieve when they're yell-ing in your ear and it's the on-ly voice you're a-ble to hear. But you

Instrumental tonality ok now if you want.

77

Detailed description: This system contains measures 77 and 78. The vocal line (top staff) continues the rhythmic pattern with lyrics: "hard to be-lieve when they're yell-ing in your ear and it's the on-ly voice you're a-ble to hear. But you". A triplet of eighth notes is marked with a '3' and a bracket. The piano accompaniment (bottom staves) has a treble clef staff with chords and a bass clef staff with a bass line. The instruction "Instrumental tonality ok now if you want." is written in the piano part.

raise up your fist and you learn to re-sist and you say, "I will not dis-ap-pear!"

79

Detailed description: This system contains measures 79 and 80. The vocal line (top staff) features a rhythmic pattern of eighth notes with 'x' marks above them, indicating percussive sounds. The lyrics are: "raise up your fist and you learn to re-sist and you say, 'I will not dis-ap-pear!'". The piano accompaniment (bottom staves) has a treble clef staff with chords, some marked with a '3' and a bracket, and a bass clef staff with a bass line.

D(no3)



81

I will not dis-ap-pear. I will not dis-ap - pear. I will not dis-ap-pear. I will

Continue rhythmic noises

84

not dis - ap-pear. I will not dis - ap - pear.

**REFRAIN**

G



A



D(no3)



87

Re-sist, re-sist, re-sist, re-sist.

G



A



B<sup>b</sup>



91

Re-sist, re-sist, re-sist, re-sist, re-sist, re-sist,

C



D(no3)



94

re-sist, re-sist.

97